



District Report Card: 2017


State: Jharkhand	District: Simdega
Class: 5	Subject: Language
Schools: 61	Students: 1042


Participation/Coverage


Students

<div>GENDER</div> <div></div>	Boys		Girls	
	Number	%	Number	%
	543	52.11	499	47.89

<div>AREA</div> <div></div>	Rural		Urban	
	Number	%	Number	%
	984	94.43	58	5.57

<div>CATEGORY</div> <div></div>	SC		ST		OBC		GEN	
	Number	%	Number	%	Number	%	Number	%
	101	9.69	798	76.58	131	12.57	12	1.15

<div>CWSN</div> <div></div>	LD	VI	HI	S&LD	ID	Oth
	1	2	0	1	1	0

<div>Management</div> <div></div>	Government		Government-aided	
	Number	%	Number	%
	406	38.96	636	61.04

Average Performance of Students in Language (%)

Overall	Gender		Area		Management		Social Group			
	Male	Female	Rural	Urban	Govt.	Aided	SC	ST	OBC	GEN
58.85	57.14	60.71	58.01	73.10	52.35	63.00	55.12	58.96	60.61	63.89

Performance on Learning Outcomes (LOs)

Learning Outcomes	Description	Average Performance(%)
L504	Reads and comprehends independently storybooks, news items/ headlines, advertisements etc.	54.03
L508	Reads text with comprehension, locates details and sequence of events	61.26

Range of Performance of Students who Answered Correctly							
Below 30%		30% - 50%		50% - 75%		Above 75%	
Number	%	Number	%	Number	%	Number	%
112	10.75	232	22.26	452	43.38	246	23.61

Lowest Performing Learning Outcomes (LOs)

- 1 - Reads and comprehends independently storybooks, news items/ headlines, advertisements etc. (54.03)
- 2 - Reads text with comprehension, locates details and sequence of events (61.26)